

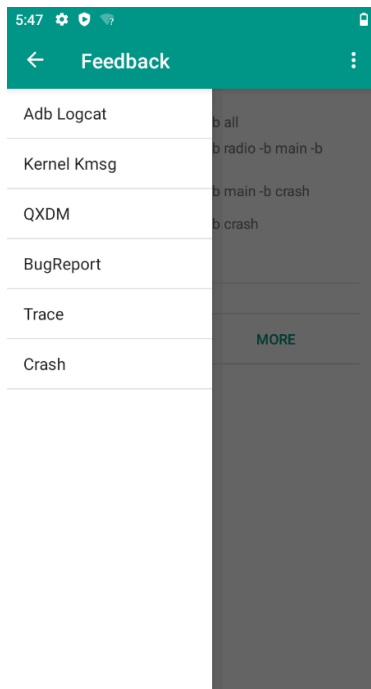
# Collecting logs with “Feedback”

## 1. What is “Feedback”?

**Feedback** is a tool for capturing various logs.

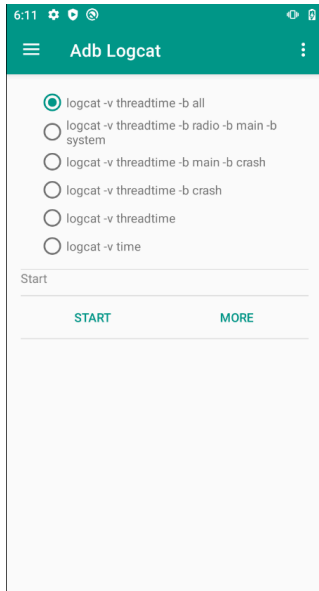
## 2. How to open “Feedback”

After entering `*#*#0574#*#*` in the Dialer app (the app used to make phone calls), the following interface will be displayed, with different log entries on the left:



### 3. Capturing ADB logs

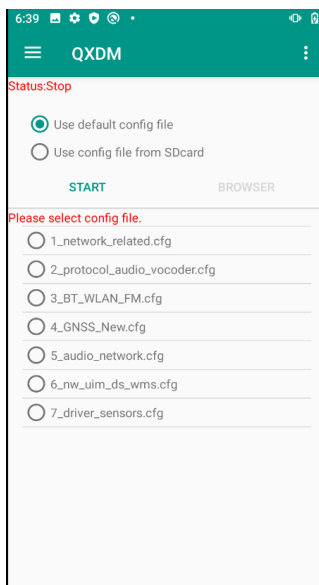
1. Choose “ADB logcat”
2. Choose “logcat – V threadtime – B all”
3. Press “start”.



Once “start” is pressed, the phone can be used normally.

### 4. Capturing QXDM logs

4. Choose “QXDM”
5. Choose “use default config file” and “1\_default.cfg”
6. Press “start”.



Once “start” is pressed, the phone can be used normally.

## 5. Capturing Kernel logs

Press start to catch kernel log.

## 6. What now?

Leave both of these functions running in the background while using your phone normally. Once the phone exhibits the behavior you are trying to capture, you can press “stop” for both of the above listed logs (ADB and QXDM) by typing \*#\*#0574#\*#\* into the Dialer app again (for example, if your phone has rebooted, you will need to reopen the app by typing the code into the dialer app).

## 7. Where to find and how to share the logs?

1. After having stopped the collection of logs, open the Files app
2. Open the hamburger menu on the top left corner
3. Choose “Fairphone 5 5G”
4. Open “BugReport”
5. Share entire folder when submitting reports.